




1. Drill 1/2" hole. Hold metal channel flat alongside plastic straps and slide channel through hole. Minimum clearance behind wall: 1-7/8".



2. Hold ends of straps between thumb and forefinger and pull toward you until channel rests flush behind wall. Slide plastic cap along straps with other hand until flange of cap is flush with wall.



3. Snap straps at wall by pushing side to side, snapping off straps level with flange of cap.



4. Place item over flange. Insert bolt through item and tighten until flush against item, then stop.